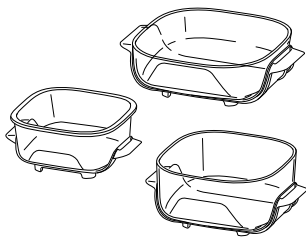


HANDLES

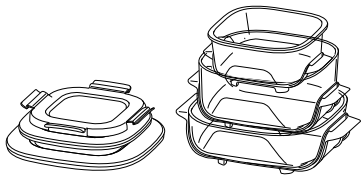
Heat-protectant base and easy-grip handles are fixed permanently to the Ninja glass containers and should NEVER be removed. Attempting to remove could lead to breakage.

- Cease using the Ninja glass container if easy-grip handles or heat protectant are broken or damaged.



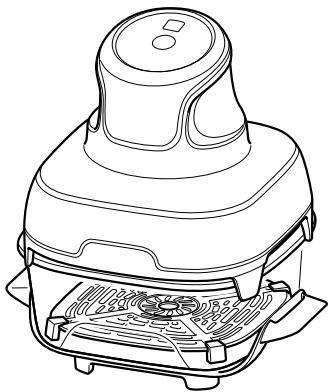
GLASS CONTAINERS

- Ninja glass containers are freezer safe, microwave safe, and dishwasher safe.
NOTE: Ninja glass containers are NOT oven/stovetop/broiler safe
- Handle Ninja glass containers with care. They can break if dropped, hit hard against a surface, or struck with hard utensils. Discard immediately if any damage occurs.
- If a Ninja glass container becomes chipped, cracked, or deeply scratched DO NOT use, as container strength may be compromised, and the container could break or shatter.



STORAGE

- The small container nests perfectly in the large container and the PowerPod™ with the adapter assembled can be stacked on nested containers. The lids can be stored separately near the containers.
- Avoid stacking non-Ninja glass containers with the Ninja glass containers as scratching or damage might occur.



CLEANING

PowerPod™

The PowerPod™ should be cleaned thoroughly after each use and always let the appliance cool completely before cleaning.

NOTE: NEVER immerse the PowerPod™ in water or any other liquid. NEVER clean the PowerPod™ in a dishwasher.

Glass containers

- Allow glass containers to completely cool before submerging in water. NEVER submerge hot glass in cool water as damage may occur.
- The glass containers, adapter, and crisper plates can be washed in the dishwasher. If food residue is stuck on the containers, adapter, or crisper plate, place them in a sink filled with warm, soapy water and allow to soak. Thoroughly air-dry or towel-dry all parts after cleaning.

Lids

The lids can be washed in the dishwasher (top rack only) or by hand. If hand-washing, thoroughly air-dry or towel-dry all parts after use.

Rubber feet

Rubber feet cannot be removed while washing crisper plate.